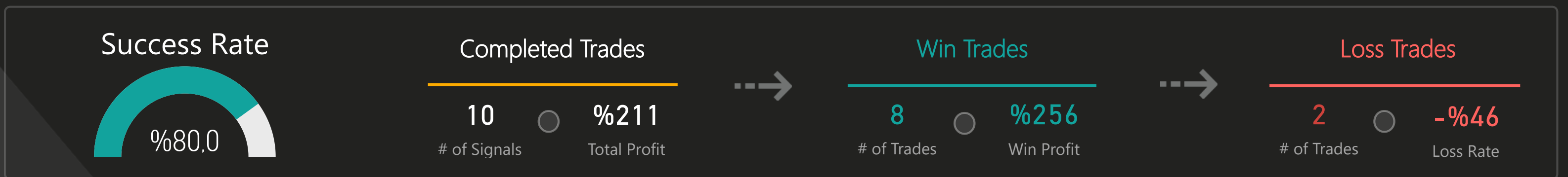
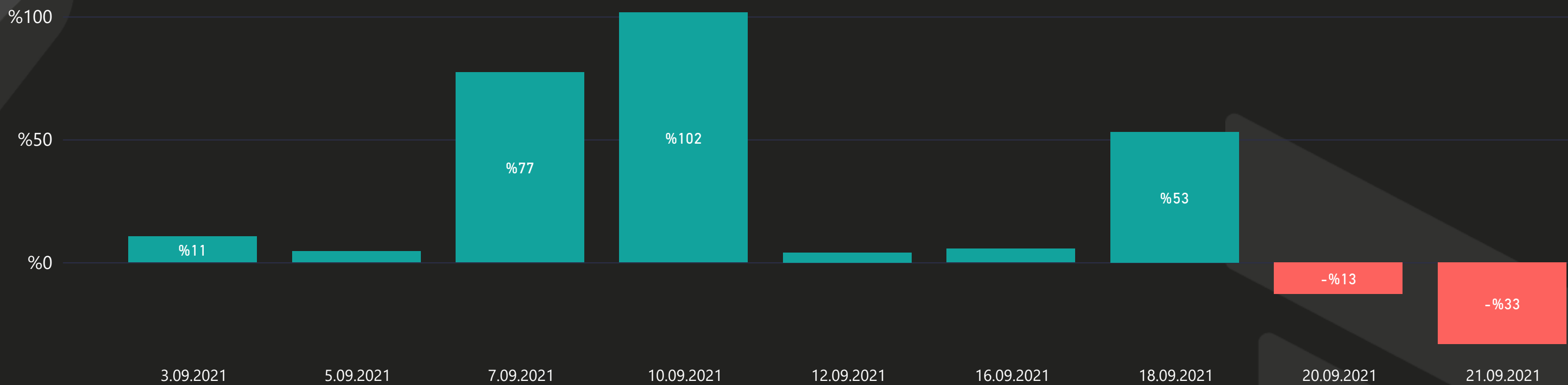


2021 SEPTEMBER SPOT TRADING REPORT



WIN & LOSS TRADE CHART

Win/Loss ● Loss ● Win



TOP WIN & LOSS ORDERS

Date	Pair	Final Profit	Tot. Dur. (days)	Final Target
10.09.2021	POND/USDT	%101,6	5,7	T05
18.09.2021	AVAX/USDT	%53,1	7,7	T05
7.09.2021	FTT/USDT	%45,7	5,6	T03
7.09.2021	TFUEL/USDT	%31,7	5,4	T04
3.09.2021	HOT/USDT	%10,6	0,4	T02

Date	Pair	Trade Loss	Tot. Dur. (days)
21.09.2021	MANA/USDT	-%33,2	15,0
20.09.2021	ENJ/USDT	-%12,8	2,0



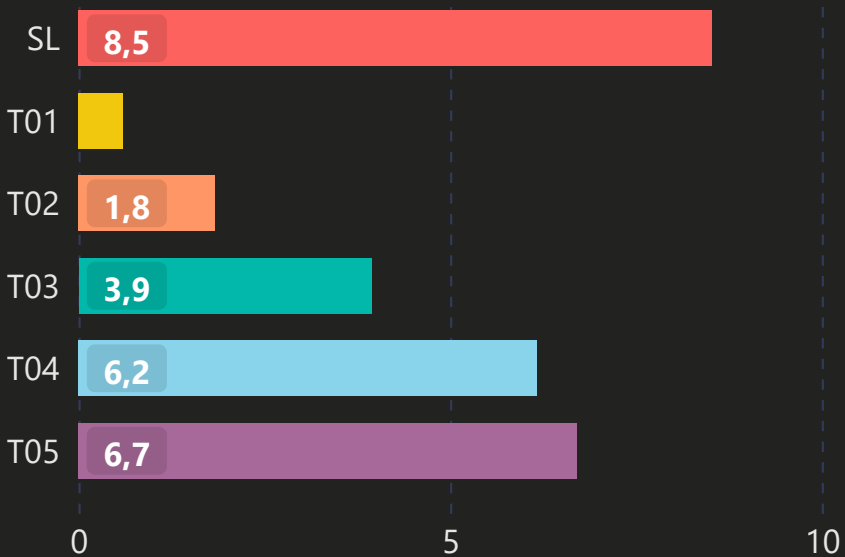
LIST OF ALL TRADES

Date	Pair	Lev	Buy Rate	Target 1	Target 2	Target 3	Target 4 ▲	Target 5	Target 6	Man. Close	Stop Loss	P&L	Dur. (days)
2.09.2021	HOT/USDT	1	0.0120	0.0124	0.0133	0.0146	0.0159	0.0200	0.0360		0.0091	%10,6 ▲	0,4
5.09.2021	POND/USDT	1	0.0888	0.0924	0.1080	0.1299	0.1460	0.1790	0.2430		0.0520	%101,6 ▲	4,5
1.09.2021	TFUEL/USDT	1	0.3335	0.3427	0.3691	0.3923	0.4392	0.4875	0.5708		0.2146	%31,7 ▲	2,7
3.09.2021	BLZ/USDT	1	0.2952	0.3082	0.3470	0.4500	0.5500	0.6500			0.1542	%4,4 ▲	2,2
1.09.2021	FTT/USDT	1	54.9200	57.6400	65.0000	80.0000	100.0000	120.0000	150.0000		27.0000	%45,7 ▲	2,0
6.09.2021	MANA/USDT	1	0.9629	1.1309	1.2938	1.6000	2.0000	2.5000			0.6435	-%33,2 ▼	15,0
18.09.2021	ENJ/USDT	1	1.6055	1.7390	1.8396	1.9254	2.1000	2.3000			1.4000	-%12,8 ▼	2,0
15.09.2021	ALICE/USDT	1	12.9900	13.7000	15.9500	18.9700	23.8600	31.6700	36.5000			%5,5 ▲	0,9
12.09.2021	BAL/USDT	1	26.9350	28.0000	30.0000	33.0000	39.0000	50.0000			19.0000	%4,0 ▲	0,0
10.09.2021	AVAX/USDT	1	49.0000	52.0000	57.0000	62.0000	69.0000	75.0000	89.0000		29.0000	%53,1 ▲	3,7

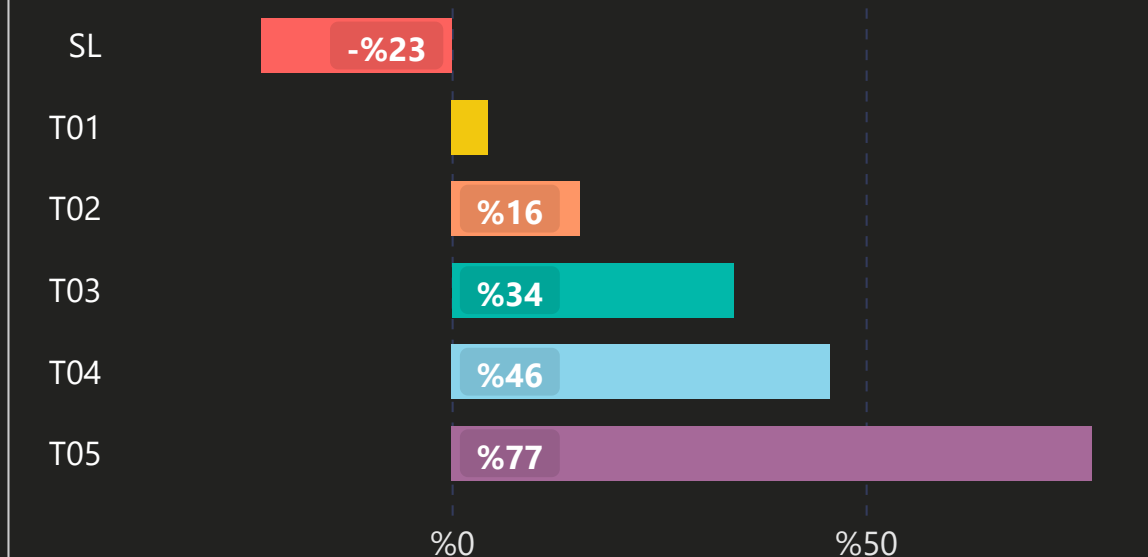


DETAILED STATS OF ORDERS (T1, T2, T3 etc.)

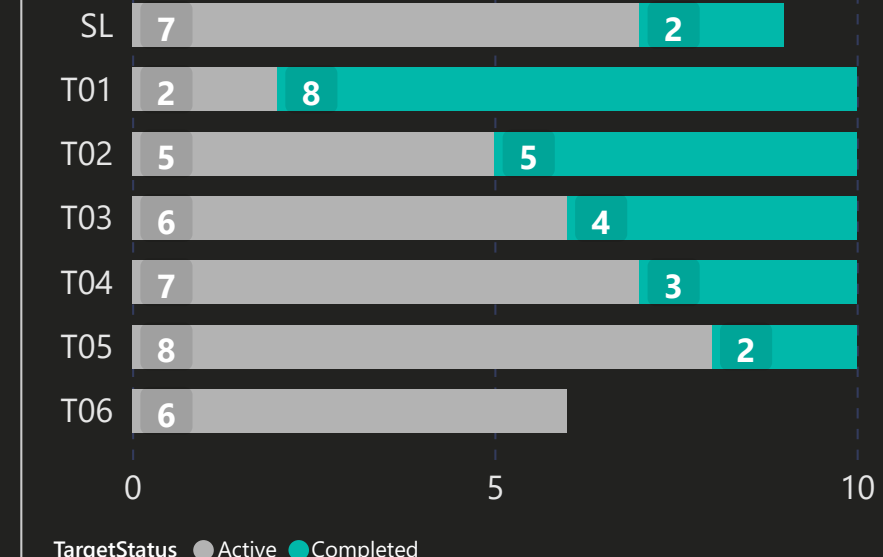
AVERAGE DURATIONS (DAYS)



AVERAGE PROFIT PER TARGET



INDIVIDUAL TARGETS STATUS



ORDER DURATION vs PROFIT/LOSS SCATTER CHART

Targets ● SL ● T01 ● T02 ● T03 ● T04 ● T05

